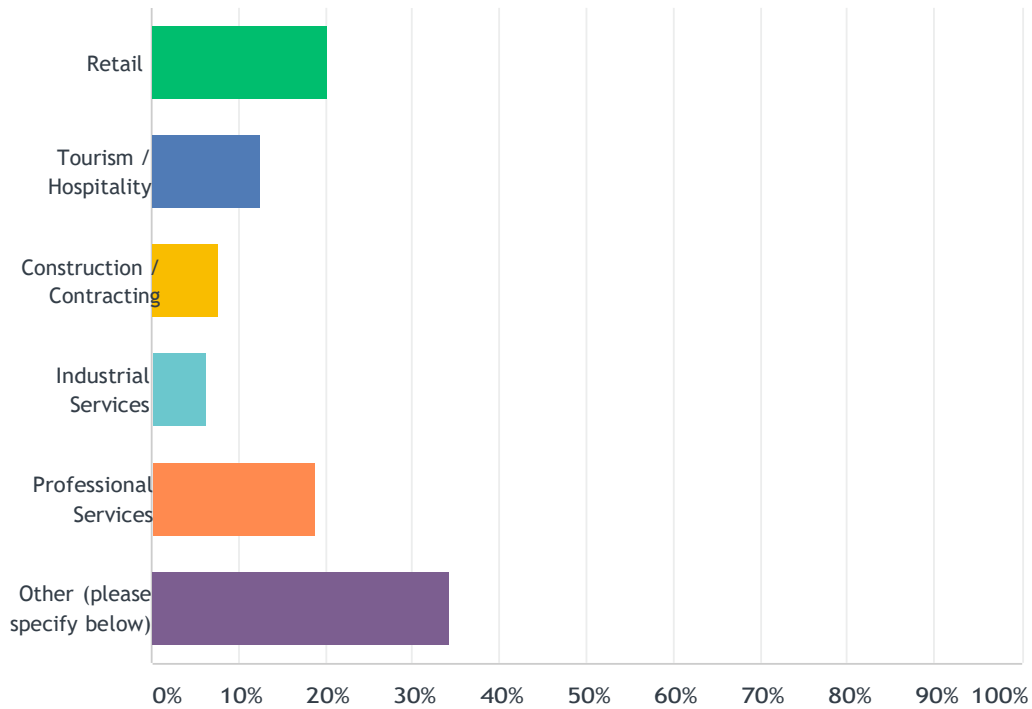


## What type of business do you operate?

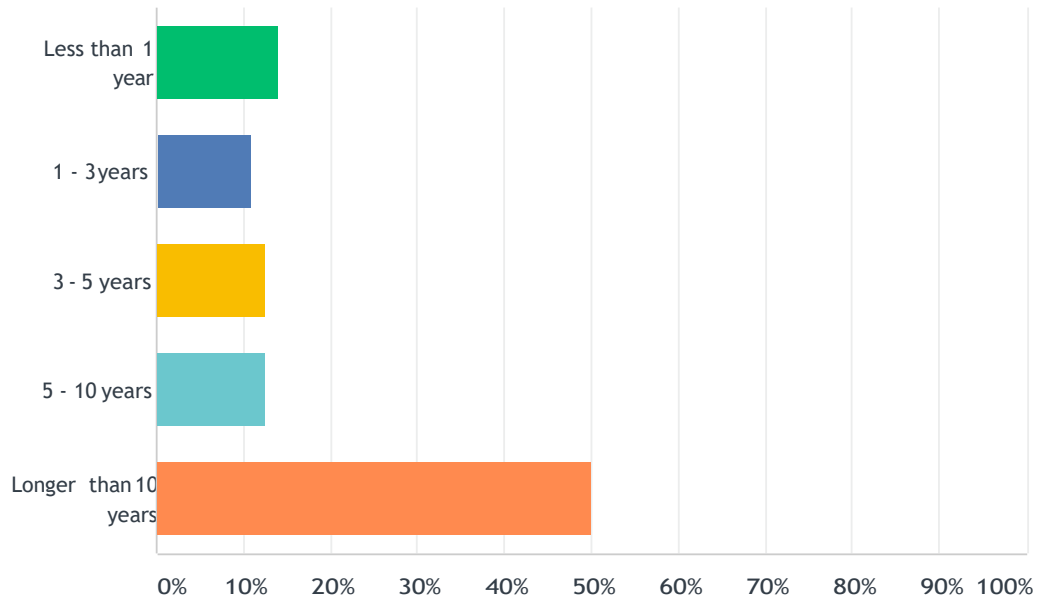
Answered: 64 Skipped: 0



ANSWER CHOICES	RESPONSES	
Retail	20.31%	13
Tourism / Hospitality	12.50%	8
Construction / Contracting	7.81%	5
Industrial Services	6.25%	4
Professional Services	18.75%	12
Other (please specify below)	34.38%	22
<b>TOTAL</b>		<b>64</b>

## How long has your business operated?

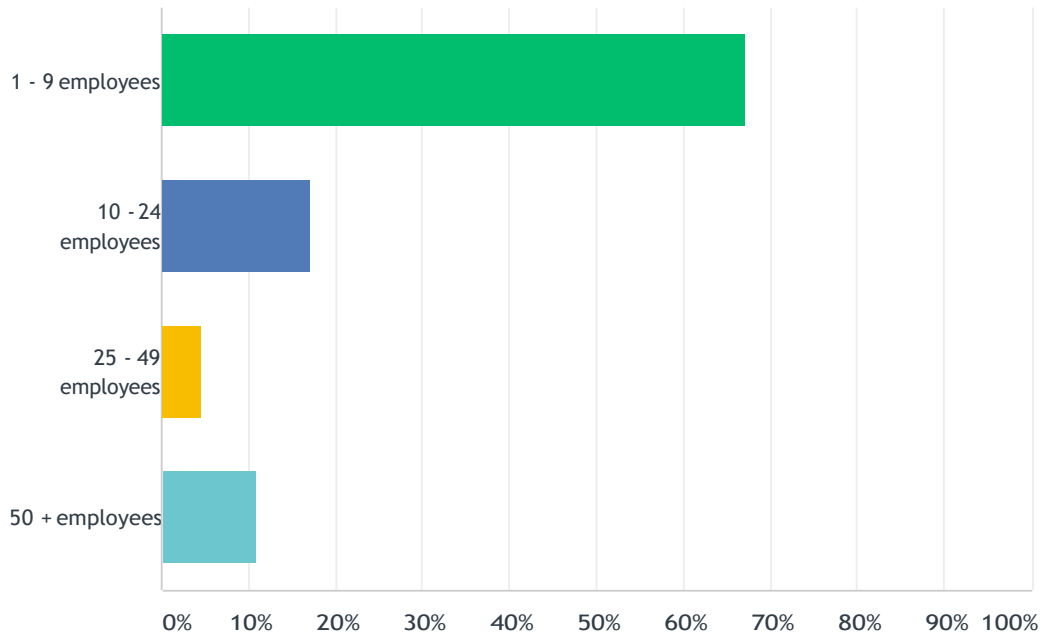
Answered: 64 Skipped: 0



ANSWER CHOICES	RESPONSES	
Less than 1 year	14.06%	9
1 - 3 years	10.94%	7
3 - 5 years	12.50%	8
5 - 10 years	12.50%	8
Longer than 10 years	50.00%	32
<b>TOTAL</b>		<b>64</b>

## How many employees did you have prior to COVID-19 impacts?

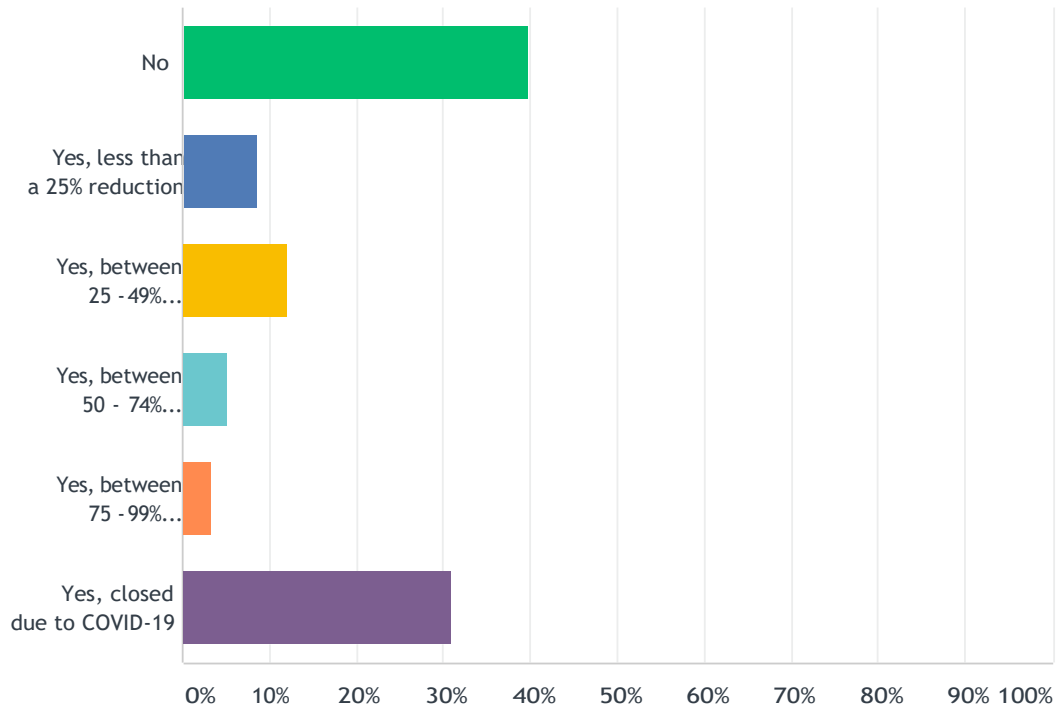
Answered: 64 Skipped: 0



ANSWER CHOICES	RESPONSES	
1 - 9 employees	67.19%	43
10 - 24 employees	17.19%	11
25 - 49 employees	4.69%	3
50 + employees	10.94%	7
<b>TOTAL</b>		<b>64</b>

## Has your business reduced operating hours due to COVID-19?

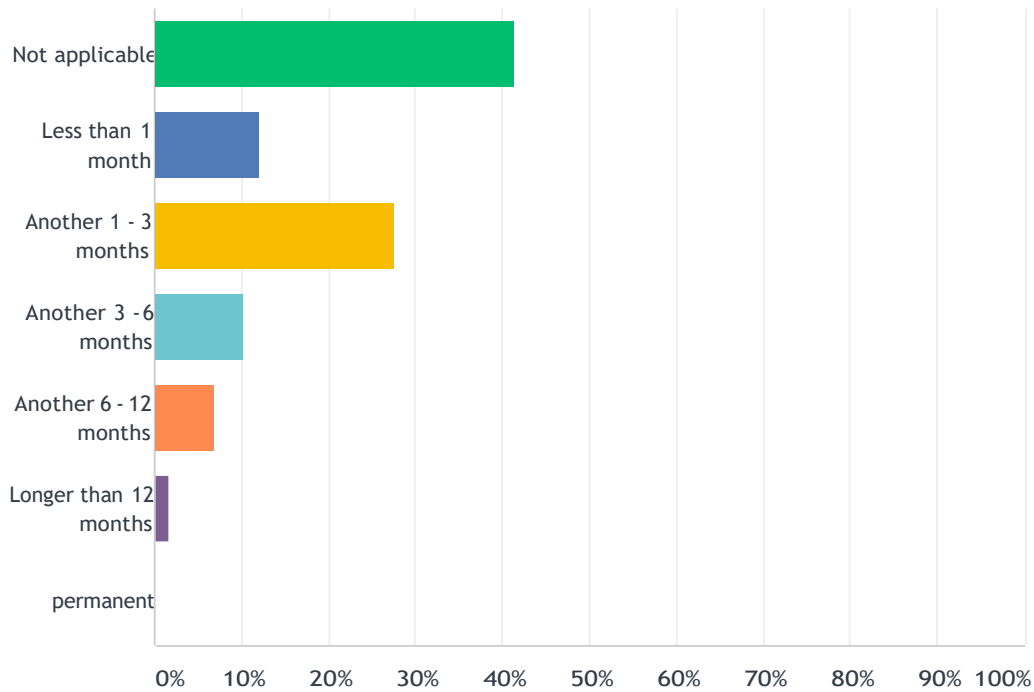
Answered: 58 Skipped: 6



ANSWER CHOICES	RESPONSES	
No	39.66%	23
Yes, less than a 25% reduction	8.62%	5
Yes, between 25 - 49% reduction	12.07%	7
Yes, between 50 - 74% reduction	5.17%	3
Yes, between 75 - 99% reduction	3.45%	2
Yes, closed due to COVID-19	31.03%	18
<b>TOTAL</b>		<b>58</b>

## If yes, how long do you anticipate your business will operate with reduced hours / closures?

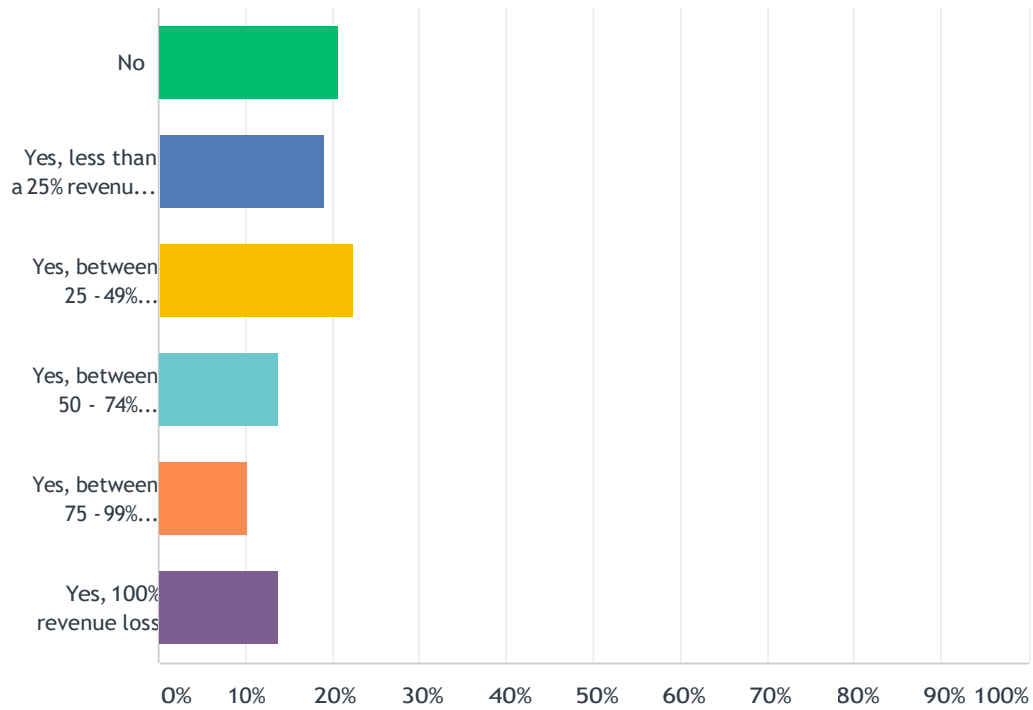
Answered: 58 Skipped: 6



ANSWER CHOICES	RESPONSES	
Not applicable	41.38%	24
Less than 1 month	12.07%	7
Another 1 - 3 months	27.59%	16
Another 3 - 6 months	10.34%	6
Another 6 - 12 months	6.90%	4
Longer than 12 months	1.72%	1
permanent	0.00%	0
<b>TOTAL</b>		<b>58</b>

## Has your business suffered a loss in revenue due to COVID-19?

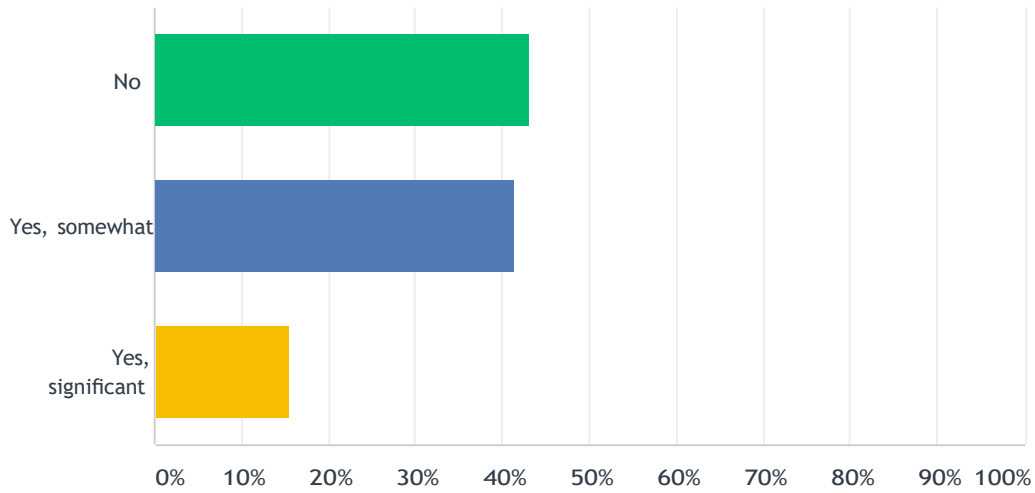
Answered: 58 Skipped: 6



ANSWER CHOICES	RESPONSES	
No	20.69%	12
Yes, less than a 25% revenue loss	18.97%	11
Yes, between 25 - 49% revenue loss	22.41%	13
Yes, between 50 - 74% revenue loss	13.79%	8
Yes, between 75 - 99% revenue loss	10.34%	6
Yes, 100% revenue loss	13.79%	8
<b>TOTAL</b>		<b>58</b>

## Has your business suffered challenges to meeting fixed costs?

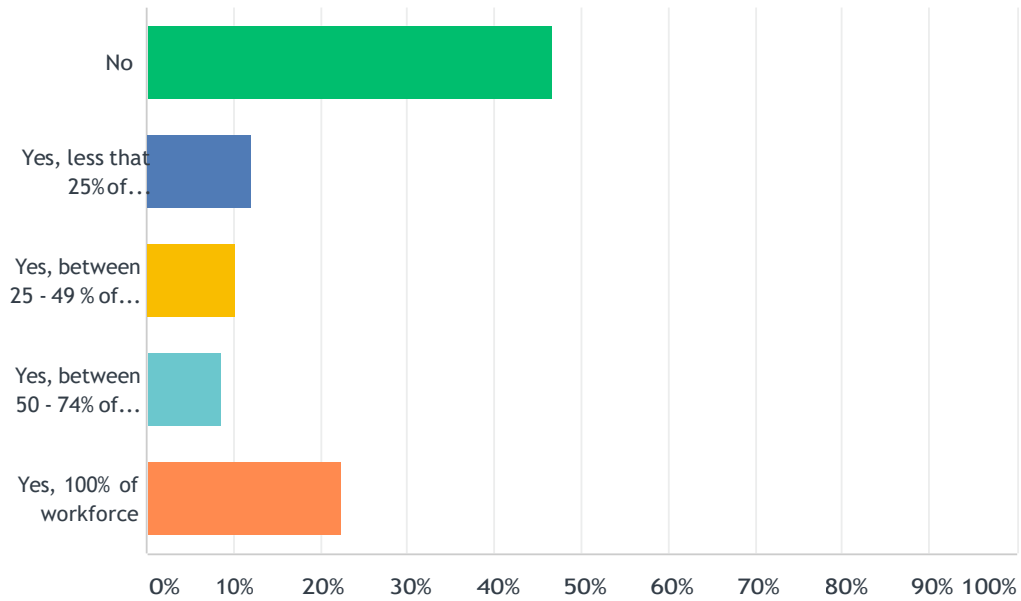
Answered: 58 Skipped: 6



ANSWER CHOICES	RESPONSES	
No	43.10%	25
Yes, somewhat	41.38%	24
Yes, significant	15.52%	9
TOTAL		58

## Has your business laid off / furloughed employees due to COVID-19?

Answered: 58 Skipped: 6

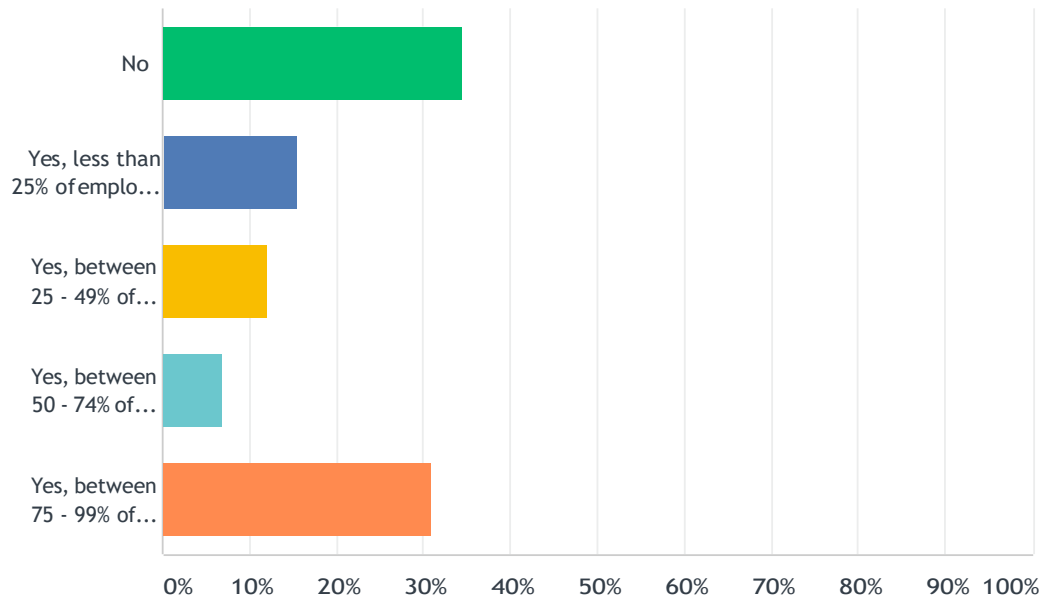


ANSWER CHOICES	RESPONSES	
No	46.55%	27
Yes, less than 25% of workforce	12.07%	7
Yes, between 25 - 49 % of workforce	10.34%	6
Yes, between 50 - 74% of workforce	8.62%	5
Yes, 100% of workforce	22.41%	13
<b>TOTAL</b>		<b>58</b>



## Has your business decreased work hours for employees due to COVID-19?

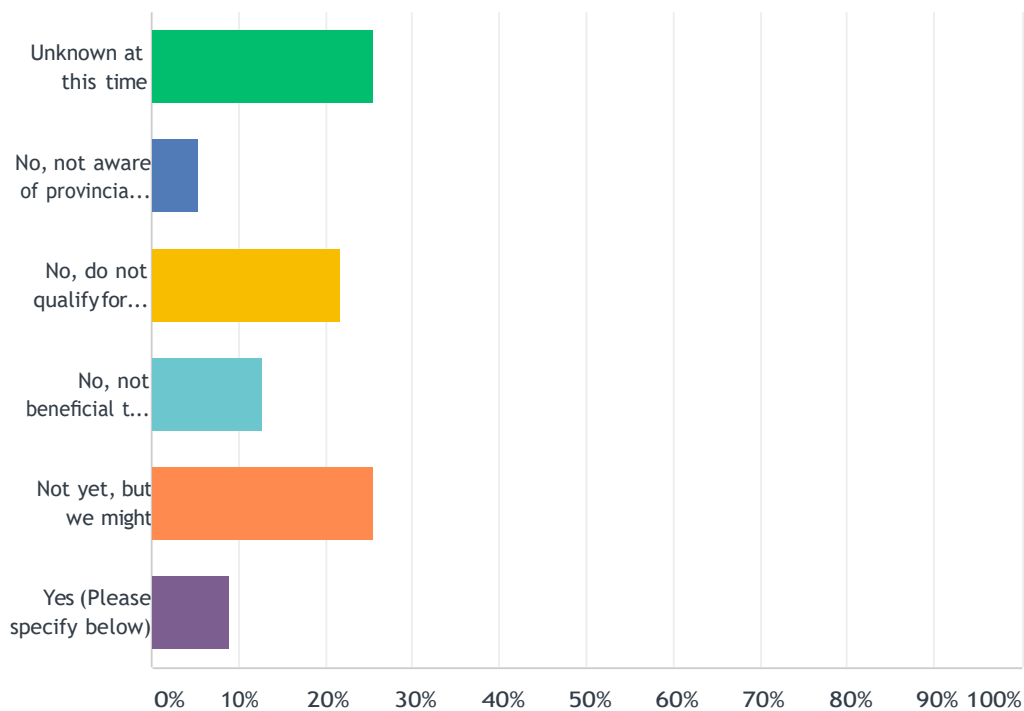
Answered: 58 Skipped: 6



ANSWER CHOICES	RESPONSES	
No	34.48%	20
Yes, less than 25% of employee hours	15.52%	9
Yes, between 25 - 49% of employee hours	12.07%	7
Yes, between 50 - 74% of employee hours	6.90%	4
Yes, between 75 - 99% of employee hours	31.03%	18
<b>TOTAL</b>		<b>58</b>

## Will you or have you utilized provincial COVID-19 business support programs?

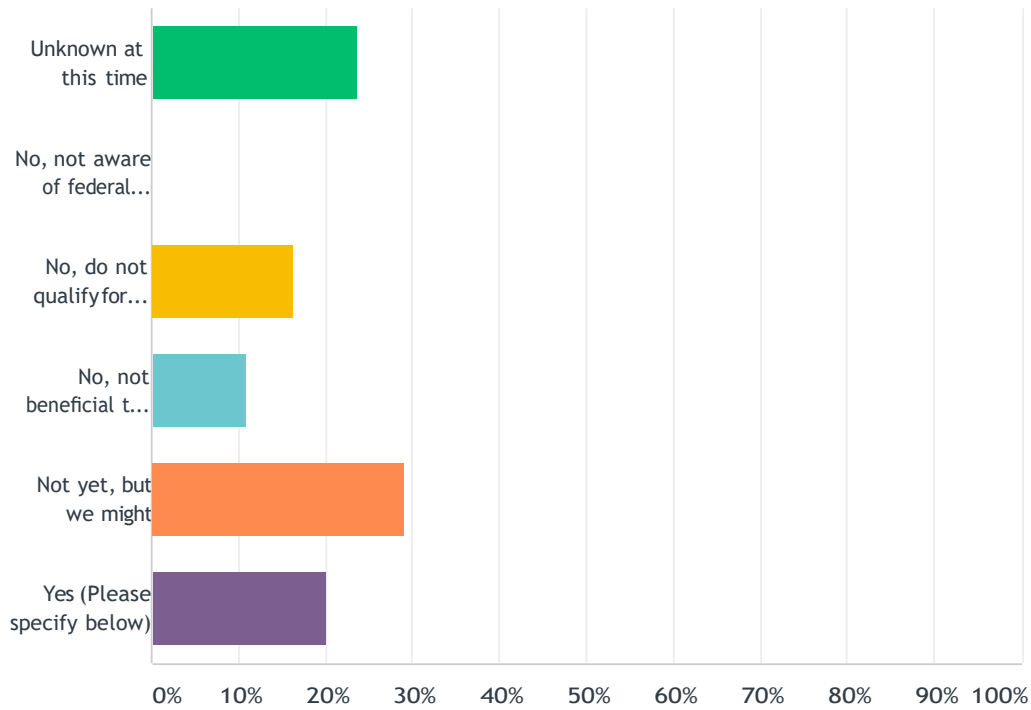
Answered: 55 Skipped: 9



ANSWER CHOICES	RESPONSES	
Unknown at this time	25.45%	14
No, not aware of provincial COVID-19 support programs	5.45%	3
No, do not qualify for provincial COVID-19 support programs	21.82%	12
No, not beneficial to my business	12.73%	7
Not yet, but we might	25.45%	14
Yes (Please specify below)	9.09%	5
<b>TOTAL</b>		<b>55</b>

## Will you or have you utilized federal COVID-19 business support programs?

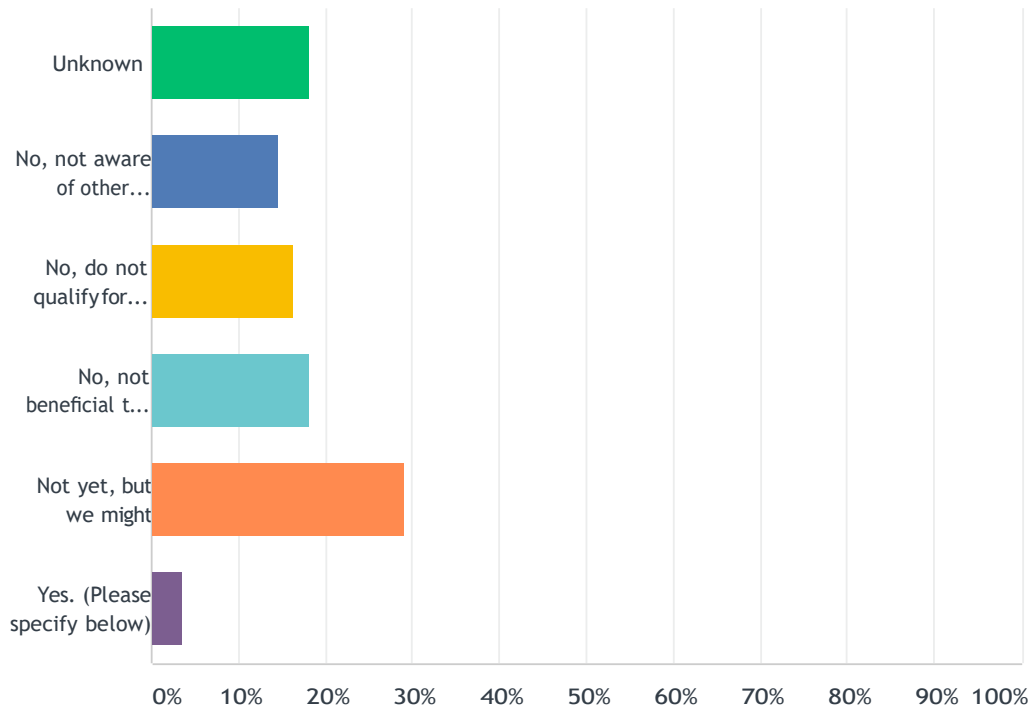
Answered: 55 Skipped: 9



ANSWER CHOICES	RESPONSES	
Unknown at this time	23.64%	13
No, not aware of federal COVID-19 support programs	0.00%	0
No, do not qualify for federal COVID-19 support programs	16.36%	9
No, not beneficial to my business	10.91%	6
Not yet, but we might	29.09%	16
Yes (Please specify below)	20.00%	11
<b>TOTAL</b>		<b>55</b>

## Will you or have you utilized any other COVID-19 business support programs?

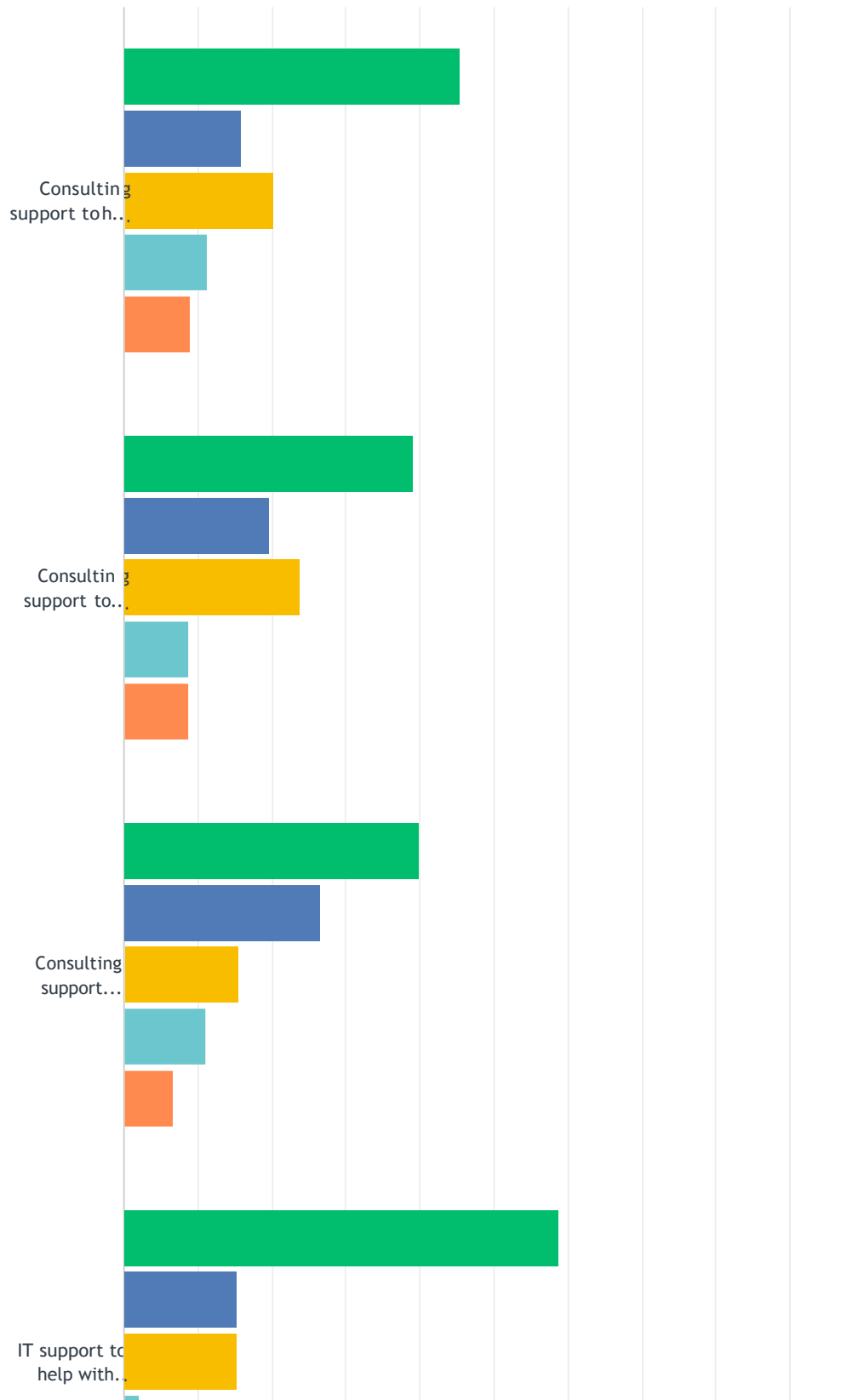
Answered: 55 Skipped: 9



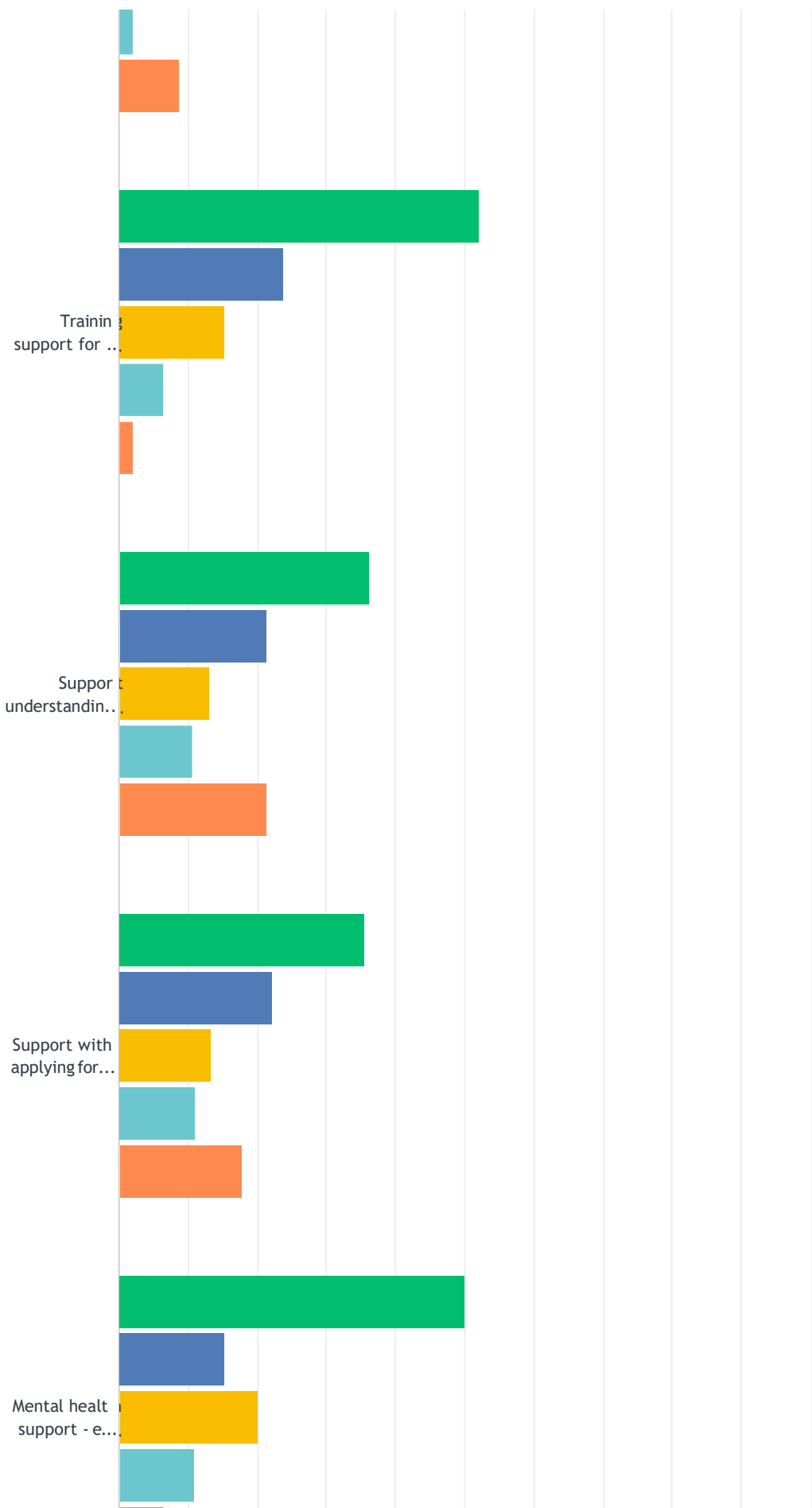
ANSWER CHOICES	RESPONSES	
Unknown	18.18%	10
No, not aware of other COVID-19 support programs	14.55%	8
No, do not qualify for other COVID-19 support programs	16.36%	9
No, not beneficial to business	18.18%	10
Not yet, but we might	29.09%	16
Yes. (Please specify below)	3.64%	2
<b>TOTAL</b>		<b>55</b>

# How beneficial do you think the following support programs would be with helping your business endure COVID-19 impacts?

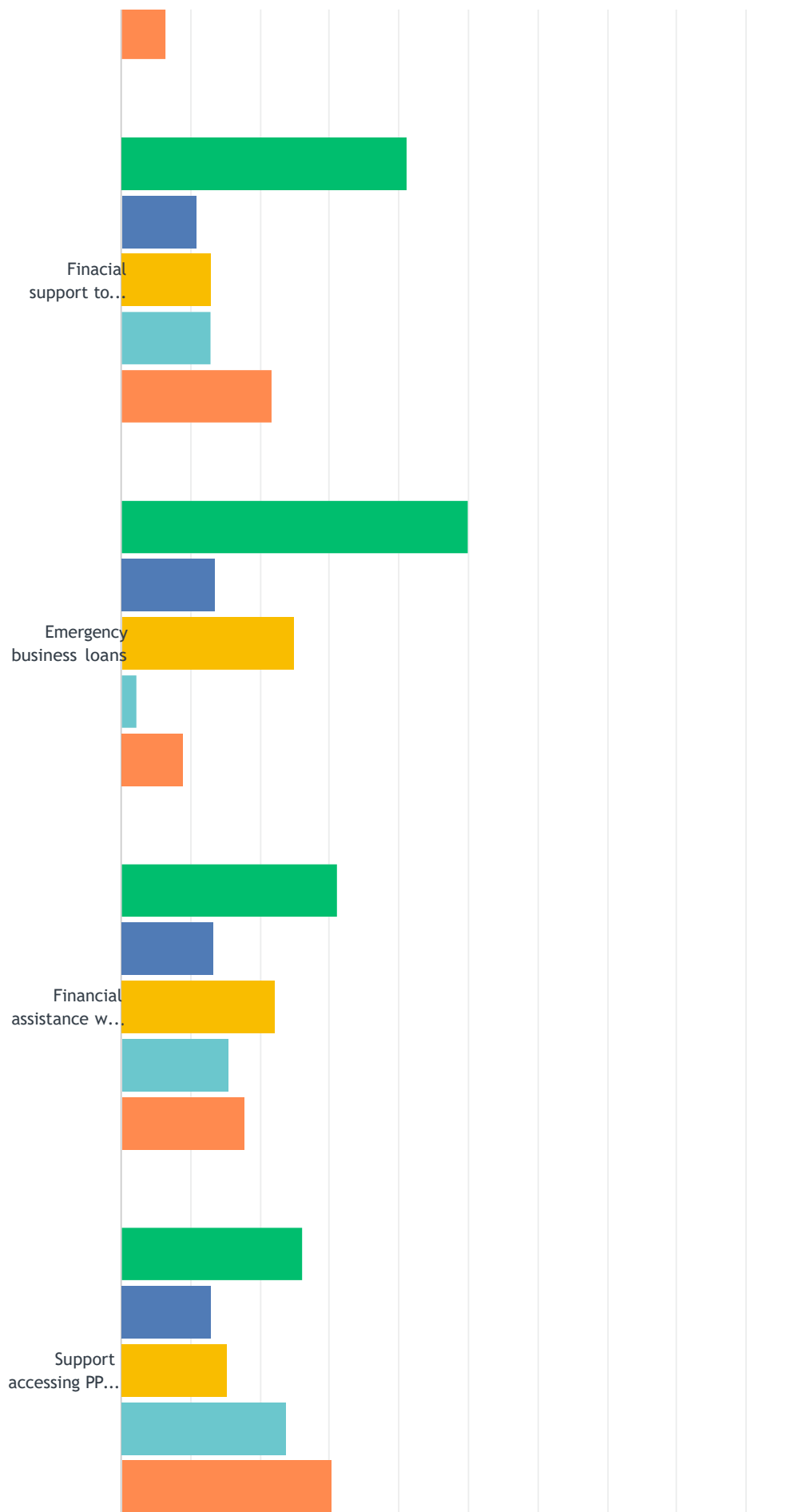
Answered: 48 Skipped: 16



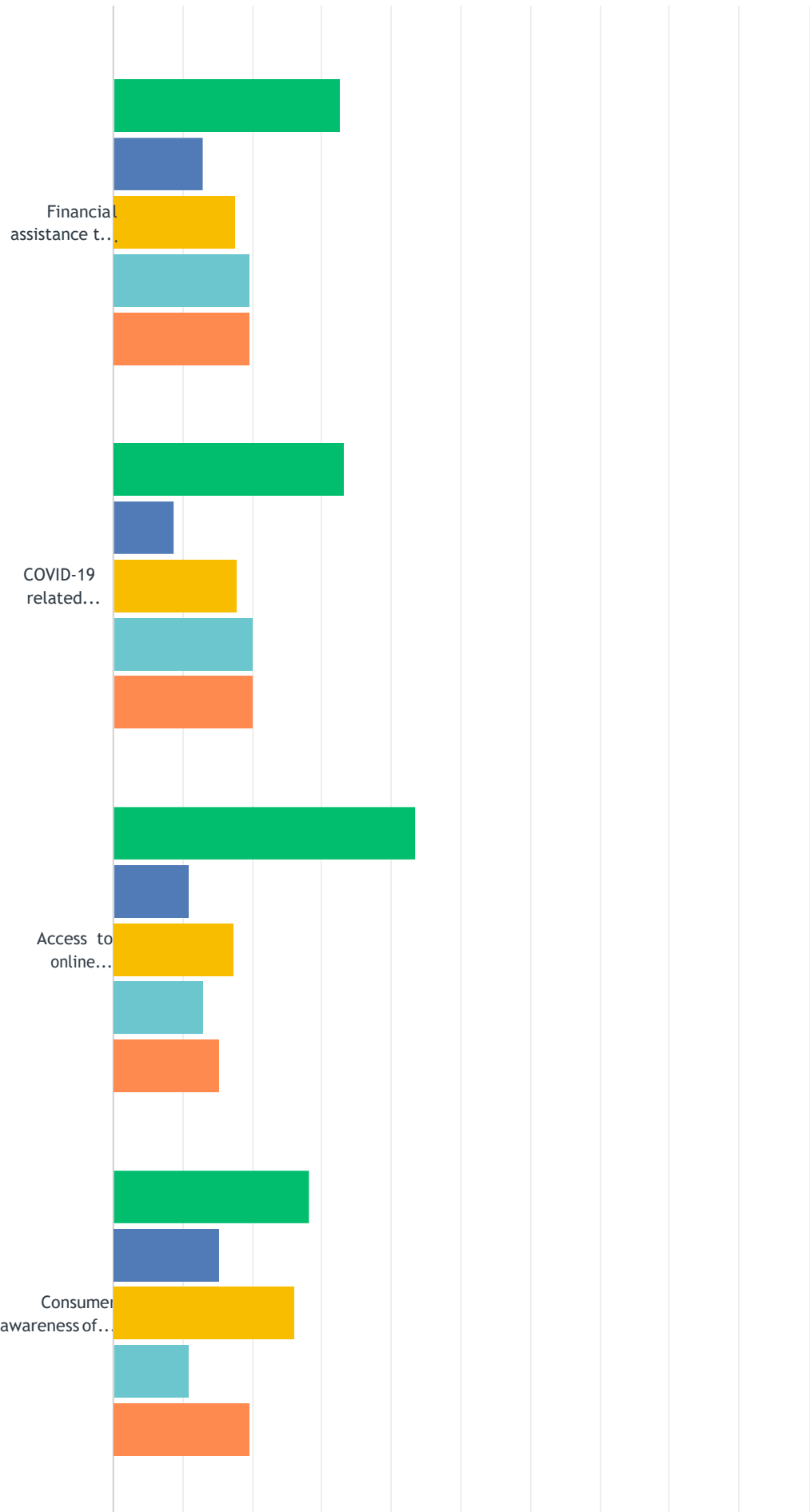
# Kitimat COVID-19 Business Impacts Survey (May 8, 2020 to 18, 2020)



# Kitimat COVID-19 Business Impacts Survey (May 8, 2020 to 18, 2020)

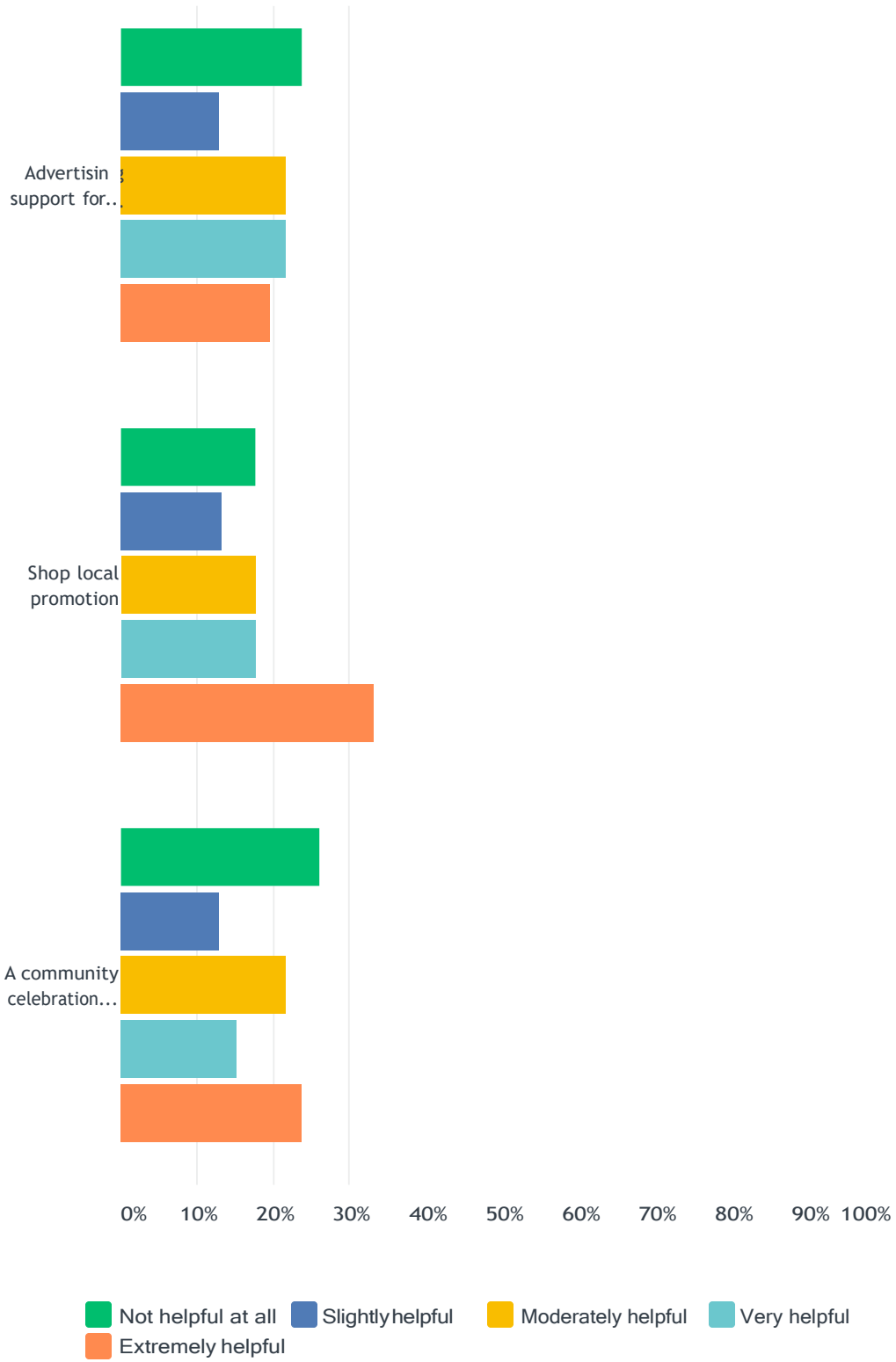


# Kitimat COVID-19 Business Impacts Survey (May 8, 2020 to 18, 2020)





# Kitimat COVID-19 Business Impacts Survey (May 8, 2020 to 18, 2020)



Kitimat COVID-19 Business Impacts Survey (May 8, 2020 to 18, 2020)

	NOT HELPFUL AT ALL	SLIGHTLY HELPFUL	MODERATELY HELPFUL	VERY HELPFUL	EXTREMELY HELPFUL	TOTAL RESPONDENTS
Consulting support to help shift your business model or identify new markets	45.45% 20	15.91% 7	20.45% 9	11.36% 5	9.09% 4	44
Consulting support to assist with re-opening your business with COVID-19 restrictions	39.13% 18	19.57% 9	23.91% 11	8.70% 4	8.70% 4	46
Consulting support developing business continuity plan	40.00% 18	26.67% 12	15.56% 7	11.11% 5	6.67% 3	45
IT support to help with COVID-19 impacts including working from home, online commerce, etc.	58.70% 27	15.22% 7	15.22% 7	2.17% 1	8.70% 4	46
Training support for new employees, employment/HR recruitment assistance	52.17% 24	23.91% 11	15.22% 7	6.52% 3	2.17% 1	46
Support understanding existing COVID-19 resources available to help your business	36.17% 17	21.28% 10	12.77% 6	10.64% 5	21.28% 10	47
Support with applying for available COVID-19 resources	35.56% 16	22.22% 10	13.33% 6	11.11% 5	17.78% 8	45
Mental health support - e.g. counselling for staff to help them with any fears coming back to the workplace	50.00% 23	15.22% 7	19.57% 9	10.87% 5	6.52% 3	46
Financial support to offset municipal taxes	41.30% 19	10.87% 5	13.04% 6	13.04% 6	21.74% 10	46
Emergency business loans	50.00% 22	13.64% 6	25.00% 11	2.27% 1	9.09% 4	44
Financial assistance with renovations and improvements to help accommodate new physical distancing principles	31.11% 14	13.33% 6	22.22% 10	15.56% 7	17.78% 8	45
Support accessing PPE for business operations (mask, glass or plexiglas screens, sanitizer)	26.09% 12	13.04% 6	15.22% 7	23.91% 11	30.43% 14	46
Financial assistance to offset PPE expenses for business operations	32.61% 15	13.04% 6	17.39% 8	19.57% 9	19.57% 9	46
COVID-19 related sanitation guidelines	33.33% 15	8.89% 4	17.78% 8	20.00% 9	20.00% 9	45
Access to online e-commerce platform(s) to sell your goods or services	43.48% 20	10.87% 5	17.39% 8	13.04% 6	15.22% 7	46
Consumer awareness of safety measures taken by your business or sector	28.26% 13	15.22% 7	26.09% 12	10.87% 5	19.57% 9	46
Advertising support for whether your business is open and how it is operating	23.91% 11	13.04% 6	21.74% 10	21.74% 10	19.57% 9	46
Shop local promotion	17.78% 8	13.33% 6	17.78% 8	17.78% 8	33.33% 15	45

Kitimat COVID-19 Business Impacts Survey (May 8, 2020 to 18, 2020)

A community celebration (virtual or physically distanced) to raise community moral	26.09% 12	13.04% 6	21.74% 10	15.22% 7	23.91% 11	46
--	--------------	-------------	--------------	-------------	--------------	----

---

